




PRODUCT DATA SHEET

PAGE 1/2

MS240 Electrical connection column

Item no. MO90610578



TECHNICAL DATA

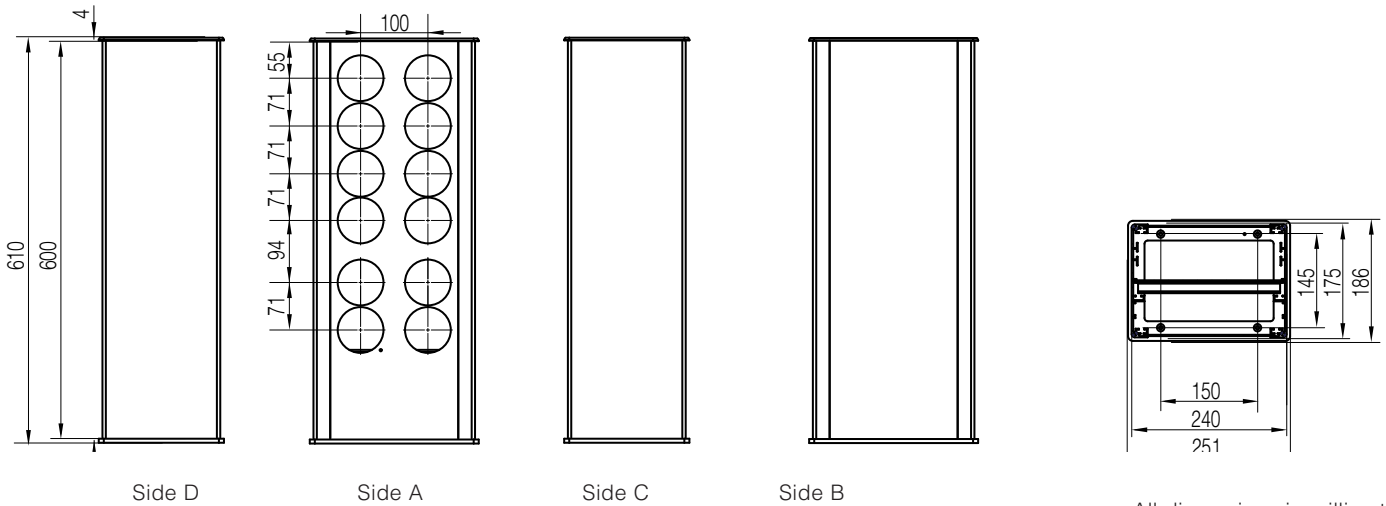
Dimensions:	240x175x610mm (WxDxH)
Ingress protection:	IPX0
Protection class:	I
Material:	Aluminum, anodized E6/EV1
Color:	silver
Hole patterns:	Side A: 12 x Hole pattern no. 13.1 Ø68mm for two quadruple frames, vertical for two double frames, vertical
Weight:	approx. 4,8kg



PRODUCT DATA SHEET

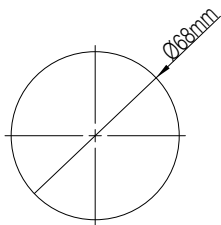
PAGE 2/2

DIMENSIONS



All dimensions in millimeters.

HOLE PATTERN



Modifications and errors excepted. No liability accepted for printing errors.
Our terms of delivery and payment apply.