

**PRODUCT DATA SHEET**

PAGE 1/2

MS18 Electrical connection column with door

Item no. MDH1506208

**TECHNICAL DATA**

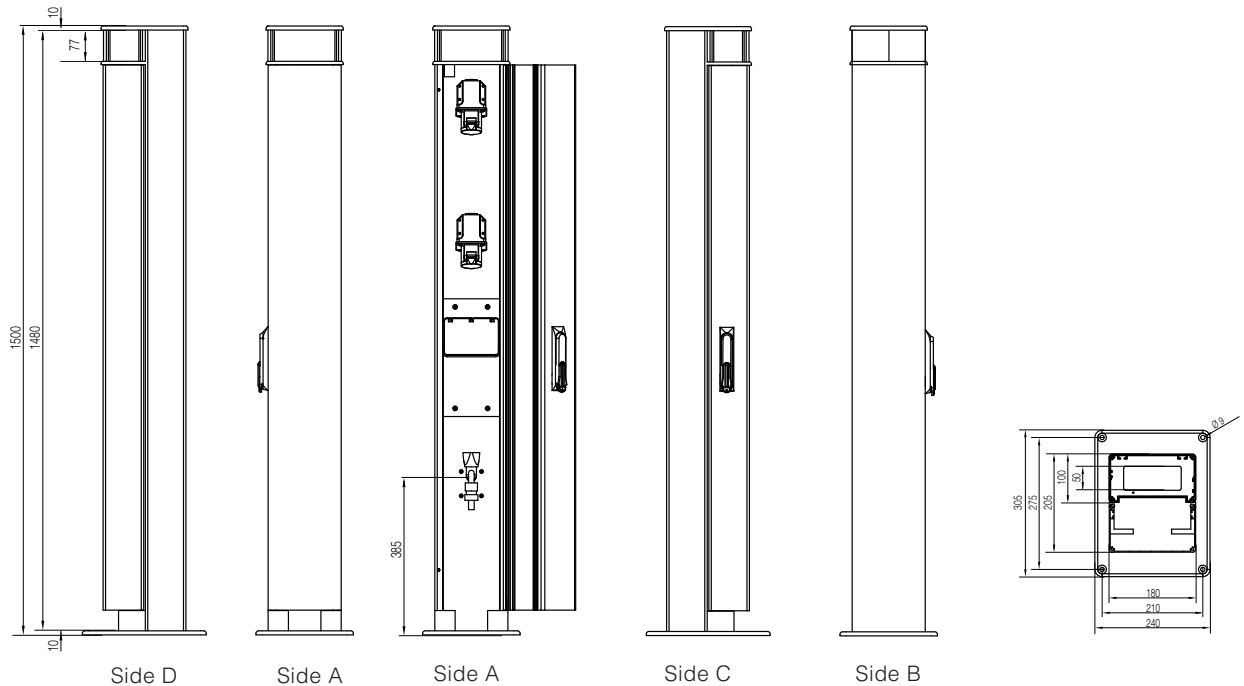
Dimensions:	180x205x1500mm (WxDxH)
Ingress protection:	IP44
Protection class:	I
Material:	Aluminum, anodized E6/EV1
Color:	silver
Equipment:	2 x CEE 16A 3P 230V 2 x Single phase energy meter 2 x RCBO 16/0,03A C 1P+N 1 x Drinking water connection 1/2"
max. back-up fuse:	32A (with RCD on-site 0,03A)
Power supply terminals:	5x10qmm
LED Light module:	LED Light module - Lamp holder E14 - Light source: LED lamp, 9W, 220V, daylight white ~6.000K - pre-wired on Power supply terminals 3x2,5qmm
Weight:	approx. 27kg



PRODUCT DATA SHEET

PAGE 2/2

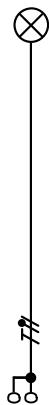
DIMENSIONS



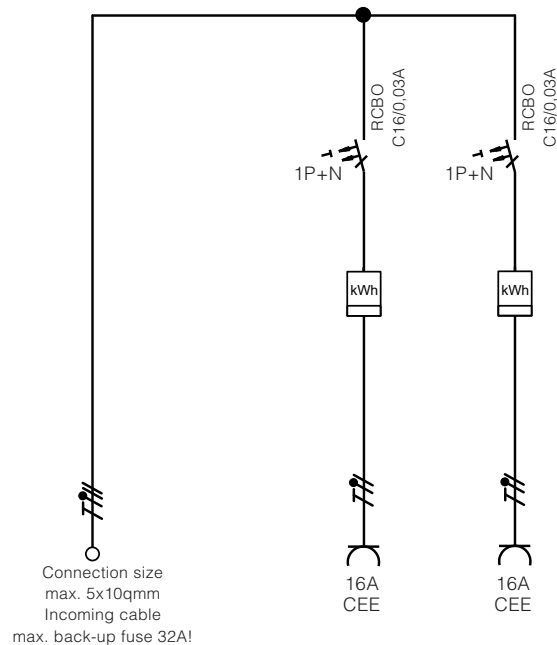
All dimensions in millimeters.

WIRING DIAGRAM

LED
Orientation light module



Connection size
max. 2,5qmm



Modifications and errors excepted. No liability accepted for printing errors.
Our terms of delivery and payment apply.